



Essential Model Scanner

# EDGE



**DOF**



## CHALLENGE TO DISCOVER NEW

EDGE is a fundamental scanner with its unique design and powerful performance. With fast scan speed and reliability, it is just as good as any other premium scanner in the market.

## Everything is Possible

Create all cases from a single crown to a long span bridge. With technology of the premium scanner at a reasonable price, EDGE easily scans prostheses of difficult cases to provide precise data.



## EDGE, the New Standard Scanner

EDGE acquires all essential information accurately and quickly. It also maximizes the work efficiency with delicate technologies that consider users' convenience like automatic brightness adjustment and power saving function.





01

### DOF's 3rd Generation Projector

The maintenance cost has been reduced by installing the high-performance third-generation projector and the lifespan has been increased. With DOF's new technology, the projector offers significantly improved durability and work efficiency.



02

### Multi-Die Scanning


Use a multi-die plate to scan up to seven abutments simultaneously. Multi-die scanning reduces working hours and makes scanning easier.



03

### Articulator Direct

The occlusal relationship can be reproduced as it is by scanning the mounted condition. A simple hinge articulator, which is commonly used in clinical practice, can also be used, thus, increases work efficiency.



04

### Transfer Plates

Adjustable articulators, Artex, KaVo, SAM, Bio-Art, and Denar\*, can be used for precise prosthesis production, and optional transfer plates are available to reproduce the occlusal relationship in clinical conditions.

\* Artex, KaVo, SAM, Bio-Art, and Denar are trademarks of respective companies.



05

### Interproximal Scanning

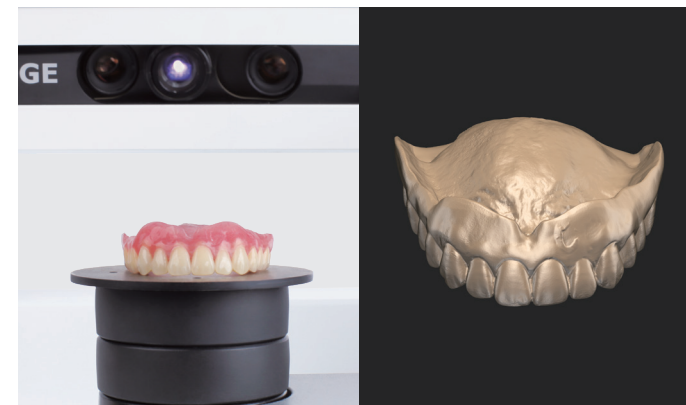
Data between teeth can be acquired without distortion by using interproximal scanning not only for orthodontic devices, but also for general prosthesis and partial denture production.



06

### Impression Scanning

Scanning narrow and deep impressions is possible and both sides of the impression data are automatically matched with the unique scan target technology.



07

### Denture Scanning

A denture is easy and convenient to scan. The existing denture can be duplicated by scanning both the top and the bottom of the denture.



08

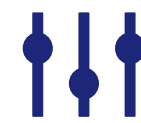
### All-in-One Scanning

Scan an upper jaw, a lower jaw, and dies all at once. Save your work time by half.



### SIMPLE, SMART and INTUITIVE Scanning Software

ScanApp is an intuitive and user-friendly design software exclusively used for DOF scanners. A variety of complex clinical cases are quickly and easily scanned.



#### Expert Scan Mode (Free Scan)

The expert mode allows to scan freely regardless of the complexity of the cases.



#### Auto Alignment

Since the software finds the best matching points and automatically matches data, it saves your work time from clicking the points.



#### Scanbody Fitting

The location of the scanbody can be preset within ScanApp. By measuring the height and the angle, it can reproduce the position more precise than other CAD programs.



#### Partial Matching

Match scan data of two models by selecting the desired part. Precise matching is possible even with small common parts of the scan data.



#### Additional Scan and Match

This function enables to reposition a model to perform additional scans during scanning stages or to match additional models after scanning. Even a full denture can be scanned easily and simply.




#### Back-Up Recovery

Scan data are automatically saved even if the program is abnormally terminated due to power failure or computer error.



#### Virtual Articulation Set-Up

It is possible to use the virtually adjustable articulator function by placing the scan data in the virtual articulator coordinates without using the actual articulator.



#### Resolution Adjustment

Before starting the build, freely adjust the resolution of the STL data. The abutment, the adjacent teeth, and the antagonist can be output by adjusting the desired resolution and the file size.



#### STL Import

Scanned data can be imported and utilized in a new scanning process. Users can replace desired scan steps with existing STL files.

### Technical Specification



**EDGE**

Dimensions	395mm x 275mm x 400mm (W x H x D)
Weight	13kg
Scanning Method	Model Swing System
Output Format	STL, OBJ, OFF
Light Source	White light LED
Technology	Structured light
Power	100-240V(AC), 50-60 Hz
O/S	Windows 10 (64bit)
Accuracy	7µm*

\*The scanning accuracy may vary depending on the working environment or your model.



## About DOF Inc.

DOF is a CAD/CAM solution company specializing in developing the world's best 3D dental scanners and dental milling machines. Since the foundation in 2012, DOF has been bringing a new sensation to the industry and has been indicating a rapid growth through developing camera moving scanners. DOF always leads the market through developing innovative products such as Freedom UHD, a 5-megapixel 3D dental scanner boasting the highest precision in the world, and SNAP, a face scanner capable of directly reproducing the face of a patient into 3D data.

DOF promises to grow as we communicate with our customers. Every product provided by DOF is planned and designed through taking into consideration what functions are required by our customers and what may be considered inconvenient by our customers. Even after a product is complete, DOF continuously applies the feedback provided by our customers to improve our products. To help our customers work more conveniently and joyfully is the dream and future DOF envisions.



[doflab.com](http://doflab.com)

**DOF Inc.** #601-602, 77, Seongsuil-ro, Seongdong-gu, Seoul, 04790 Korea (070-5057-3518)

Copyright © 2021 DOF Inc. All rights reserved.

Design and specifications are subject to change without notice to improve performance.

